



## SSCSSS32D1 THRU SSCSSS320D1

### Schottky Barrier Diode

#### ● Features

- ✧ Reverse Voltage - 20 to 200 V
- ✧ Forward Current - 3.0A
- ✧ Low profile package
- ✧ Ideal for automated placement
- ✧ Ultrafast reverse recovery time
- ✧ Low power losses, high efficiency
- ✧ Low forward voltage
- ✧ High surge capability
- ✧ UL Flammability Classification Rating 94V-0
- ✧ High temperature soldering: 260°C/10 seconds at terminals

#### ● PIN configuration



**SOD-123FL**



**Circuit Diagram**



**Marking**

(SS34:SSCSSS34D1 Marking Code)

#### ● Applications

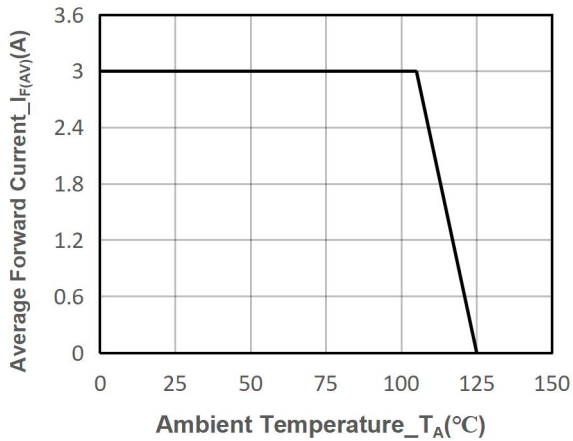
- ✧ Low Voltage
- ✧ High-Frequency Inverters
- ✧ Free Wheeling
- ✧ Polarity Protection

#### ● Absolute maximum rating @T<sub>A</sub>=25°C

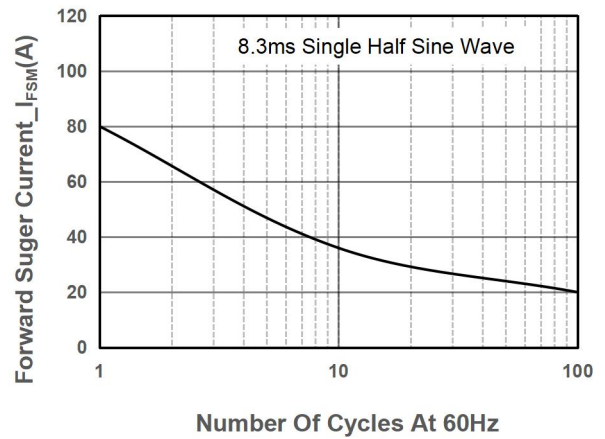
Parameter	Symbol	SS32D1	SS34D1	SS36D1	SS310D1	SS315D1	SS320D1	Unit
Maximum Peak Repetitive Peak Reverse Voltage	V <sub>RRM</sub>	20	40	60	100	150	200	V
Maximum RMS Voltage	V <sub>RMS</sub>	14	28	42	70	105	140	V
Maximum DC Blocking Voltage	V <sub>DC</sub>	20	40	60	100	150	200	V
Maximum Average Forward Rectified Current	I <sub>F(AV)</sub>	3.0						A
Non-repetitive Peak Forward Surge Current @t=8.3ms	I <sub>FSM</sub>	80						A
Max Instantaneous Forward Voltage at 3 A	V <sub>F</sub>	0.6	0.6	0.75	0.85	0.95	0.95	V
Maximum DC Reverse Current T <sub>a</sub> = 25 °C at Rated DC Blocking Voltage T <sub>a</sub> = 125 °C	I <sub>R</sub>	500						μA
		20						mA
Operating Temperature	T <sub>J</sub>	-55 ~ +125						°C
Storage Temperature	T <sub>STG</sub>	-55 ~ +150						°C



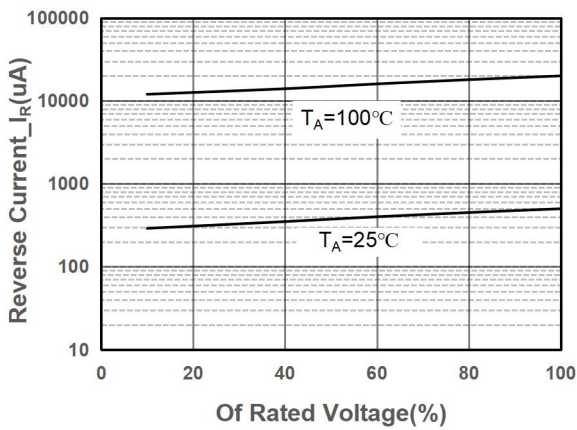
## ● Typical Performance Characteristics



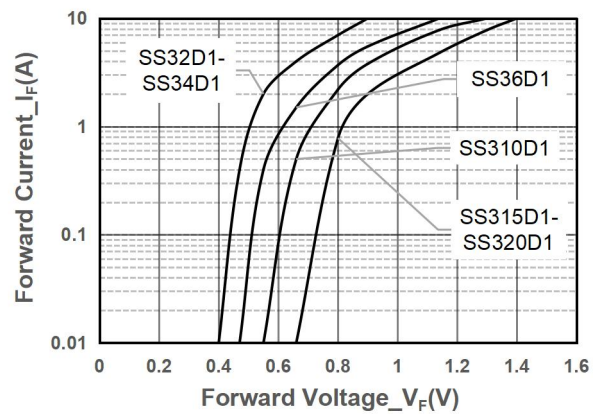
$I_o$  -TL Curve



Surge Forward Current Capability Voltage



Typical Reverse Characteristics



Forward Voltage vs. Forward Current



## ● Package Information

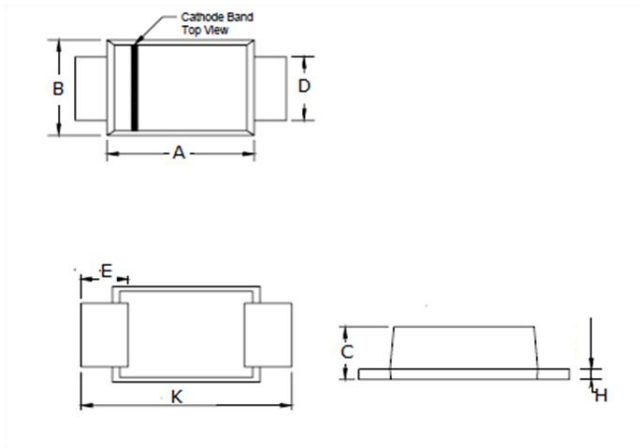
### Ordering Information

Device	Package	Marking	Qty per Reel	Reel Size
SSCSSS32D1	SOD-123FL	SS32	3000	7 Inch
SSCSSS34D1	SOD-123FL	SS34	3000	7 Inch
SSCSSS36D1	SOD-123FL	SS36	3000	7 Inch
SSCSSS310D1	SOD-123FL	SS310	3000	7 Inch
SSCSSS315D1	SOD-123FL	SS315	3000	7 Inch
SSCSSS320D1	SOD-123FL	SS320	3000	7 Inch

### Mechanical Data

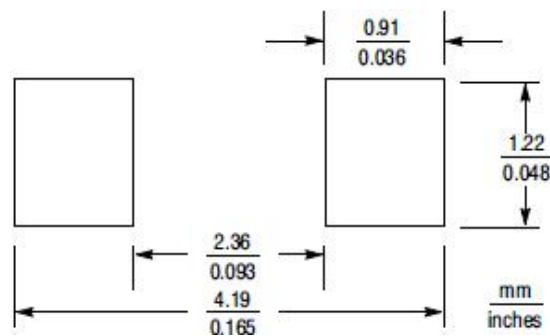
Case: SOD-123FL

Case Material: Molded Plastic. UL Flammability



Dim	Millimeters	
	Min	Max
A	2.50	2.90
B	1.50	1.90
C	0.095	1.20
D	0.70	1.20
E	0.35	0.85
H	0	0.1
K	3.40	3.90

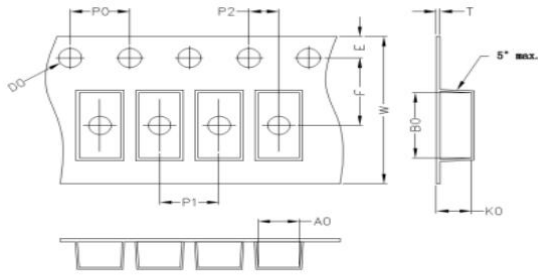
### Recommended Pad outline



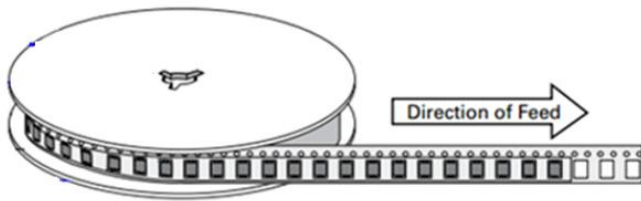
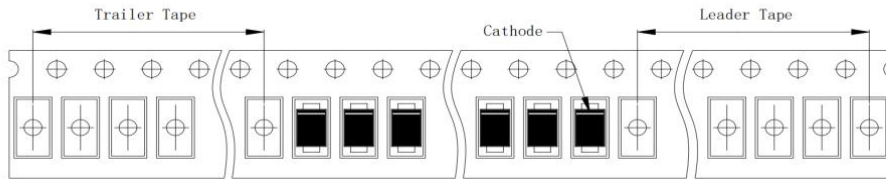


# SSCSSS3XD1

## Carrier Dimension(mm)



<b>A0</b>	<b>B0</b>	<b>K0</b>	<b>D0</b>	<b>E</b>	<b>F</b>
2.15	3.95	1.35	1.55	1.75	3.50
<b>P0</b>	<b>P1</b>	<b>P2</b>	<b>T</b>	<b>W</b>	<b>Tolerance</b>
4.0	4.0	2.0	0.25	8	0.1



## Package Specifications

Package	Reel Size	Reel DIA. (mm)	Q'TY/Reel (Kpcs)	Box Size (mm)	QTY/Box (Kpcs)	Carton Size (mm)	Q'TY/Carton (Kpcs)
SOD123FL	7'	178	3	180	15	380*200*200	150



## DISCLAIMER

SSCSEMI RESERVES THE RIGHT TO MAKE CHANGES WITHOUT FURTHER NOTICE TO ANY PRODUCTS HEREIN TO IMPROVE RELIABILITY, FUNCTION OR DESIGN. SSCSEMI DOES NOT ASSUME ANY LIABILITY ARISING OUT OF THE APPLICATION OR USE OF ANY PRODUCT OR CIRCUIT DESCRIBED HEREIN; NEITHER DOES IT CONVEY ANY LICIENCE UNDER ITS PATENT RIGHTS, NOR THE RIGHTS OF OTHERS.

THE GRAPHS PROVIDED IN THIS DOCUMENT ARE STATISTICAL SUMMARIES BASED ON A LIMITED NUMBER OF SAMPLES AND ARE PROVIDED FOR INFORMATIONAL PURPOSE ONLY. THE PERFORMANCE CHARACTERISTICS LISTED IN THEM ARE NOT TESTED OR GUARANTEED. IN SOME GRAPHS, THE DATA PRESENTED MAY BE OUTSIDE THE SPECIFIED OPERATING RANGE (E.G. OUTSIDE SPECIFIED POWER SUPPLY RANGE) AND THEREFORE OUTSIDE THE WARRANTED RANGE.

OUR PRODUCT SPECIFICATIONS ARE ONLY VALID IF OBTAINED THROUGH THE COMPANY'S OFFICIAL WEBSITE, CRM SYSTEM, OR OUR SALES PERSONNEL CHANNELS. IF CHANGES OR SPECIAL VERSIONS ARE INVOLVED, THEY MUST BE STAMPED WITH A QUALITY SEAL AND MARKED WITH A SPECIAL VERSION NUMBER TO BE VALID.